

**Dan Thorpe Guitar Domination Free Resources**

# **ESSENTIAL CHORDS**

**10 Chords That EVERY Guitarist Needs To Know**

**Dan Thorpe**

You are free to distribute this short guide as long as you do not change anything.

## **Disclaimer**

All the material contained in this book is provided for educational and informational purposes only. No responsibility can be taken for any results or outcomes resulting from the use of this material.

While every attempt has been made to provide information that is both accurate and effective, the author does not assume any responsibility for the accuracy or use/misuse of this information.

Go to <http://guitardomination.net/free-stuff/> for more free guitar books

## **Free Stuff**

Sign up to my blog at Guitar Domination by clicking [HERE](#) to receive free eBooks and plenty of exclusive free content.

## **Copyright**

Copyright © 2014 Dan Thorpe (Guitar Domination.net). All Rights Reserved. No part of this work may be used or reproduced in any manner whatsoever without written permission except in cases of reprints in the context of reviews and digital copies of this work which may be shared freely as long as no part of it is amended or changed in any way.

Go to <http://guitardomination.net/free-stuff/> for more free guitar books

## Chords in the key of G Major

The following five chords are absolutely fundamental for every guitarist to learn. **All five chords are in the key of G Major.**

If you don't know anything about keys and chords, now is the time to learn.

To put it simply, **a key is like the family and the chords are like the relatives within the family.**

All the chords in a key sound good when played one after the other. In each key, there are **7 chords, of which there are 3 Major chords, 3 minor chords and 1 diminished chord.**

The diminished chord is much more advanced and can be learned later. That leaves us with the 3 Major chords and 3 minor chords.

Go to <http://guitardomination.net/free-stuff/> for more free guitar books

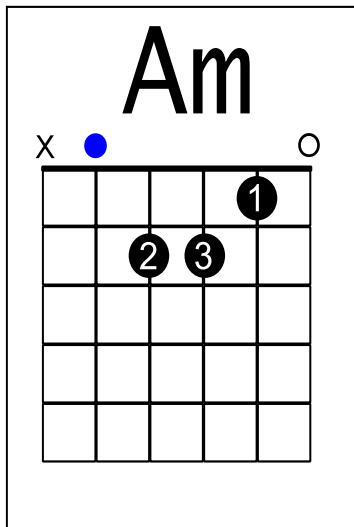
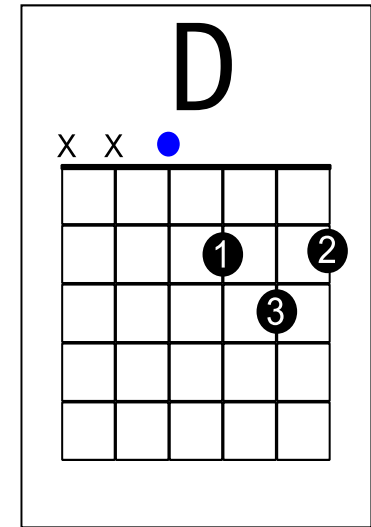
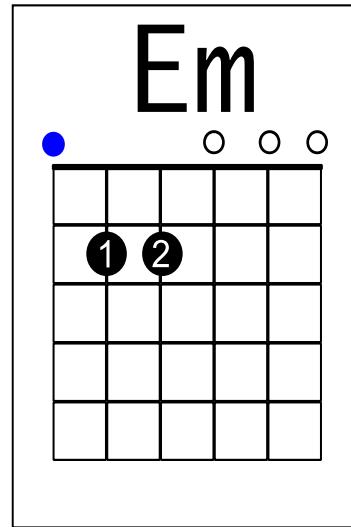
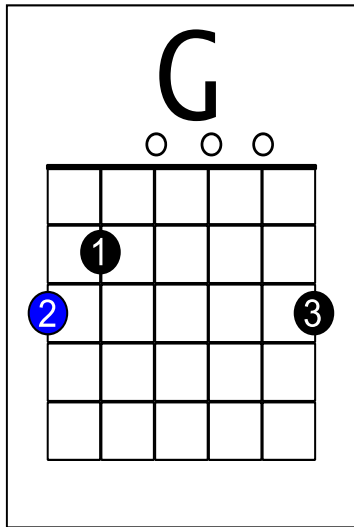
The following 5 chords consist of the 3 Major chords and 2 of the minor chords in the key of G Major.

You are probably wondering where the 3<sup>rd</sup> minor chord is. This chord is B minor. We will learn this chord in the next set of five as it is more difficult to play and not used quite as much as the other 5 chords.

For now, master the following **5 chords** and get practicing playing them so you know them inside out and can change between them fluently and at will.

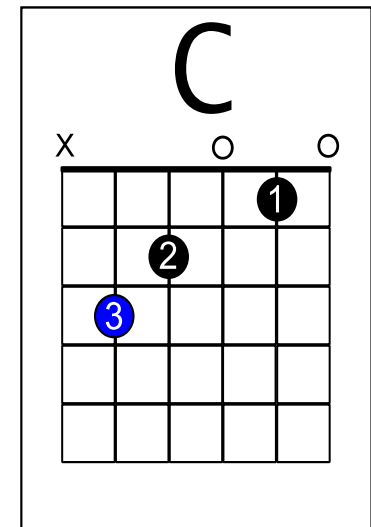
**Armed with a capo and these 5 chords you will be able to play 10,000s of popular and awesome songs.**

Go to <http://guitardomination.net/free-stuff/> for more free guitar books



● = Root Note

Learning to play chords are very difficult for beginners so please be patient.  
Once you have mastered these chords you will be able to play 1000`s  
of songs so it`s worth taking your time to master them!



Go to <http://guitardomination.net/free-stuff/> for more free guitar books

**Note: The root note is the *note* after which the *chord* is named.** EG. The chord of G Major contains the notes of **G, B, D**. In this instance the note of G is the root note, hence why we call the chord **G Major**.

The next set of 5 chords are more of a miscellaneous bunch that you will use on various occasions.

Out of these five, only **B minor** is in the key of **G**.

Add that **B minor** to the first 5 chords we have learned, and there we have learned the 3 Major and 3 minor chords in the key of **G Major**.

Sometimes, songwriters like to use chords **OUTSIDE** of a certain key.

For instance, one may write a song in the key of **G Major** and decide to throw in a chord that is **NOT** in that key.

Go to <http://guitardomination.net/free-stuff/> for more free guitar books

This can sound really cool and **add a bit of interest to a song!**

In the key of G Major, it is common for a songwriter to play the occasional F chord alongside our 6 chords in the key.

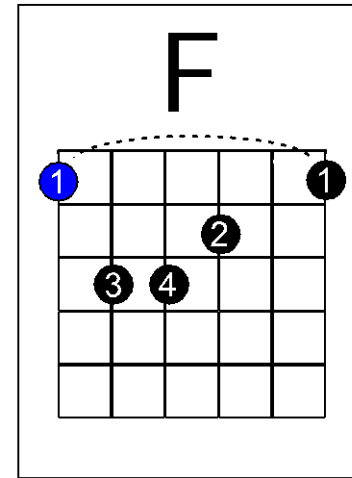
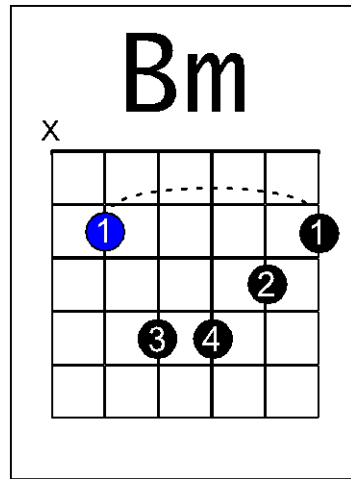
On other occasions:

- **E minor may be swapped for E Major**
- **A minor may be swapped for A Major**
- **D Major may be swapped for D minor**

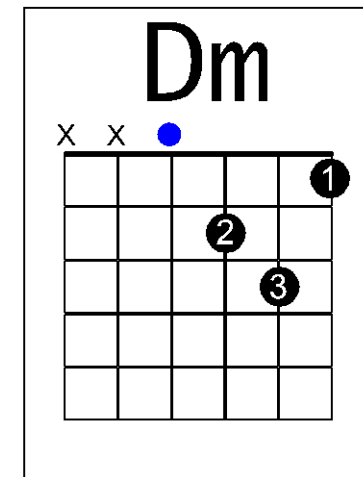
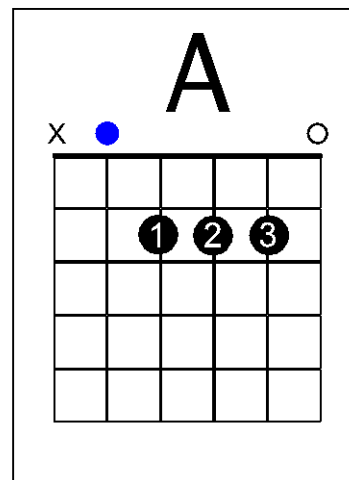
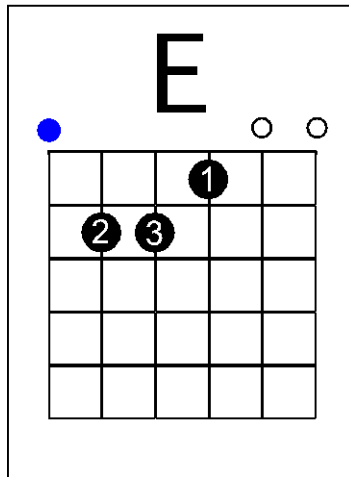
These are called chord substitutions and often happen in those songs where you hear a cool chord change that sounds a little out of place but also cool and interesting at the same time.

Go to <http://guitardomination.net/free-stuff/> for more free guitar books





● = Root Note



Go to <http://guitardomination.net/free-stuff/> for more free guitar books

**Learn all 10 chords and while doing so learn lots of songs that use these chords.**

You will definitely learn more chords as you go along, but keep to these 10 chords as your basis and don't waste time learning lots of other chords.

Apart from these ten chords, only learn new chords when you need to learn a new chord for a song.

When learning a new song, if there is a chord in the song that you don't know how to play, then that's a perfect time to learn it!

Go to <http://guitardomination.net/free-stuff/> for more free guitar books

## Chords in the key of G

- G Major
- C Major
- D Major
- E minor
- A minor
- B minor

Go to <http://guitardomination.net/free-stuff/> for more free guitar books